



Fuente de alimentación de tensión constante solo para uso industrial.

Funciona desde 88 ~ 264VAC.

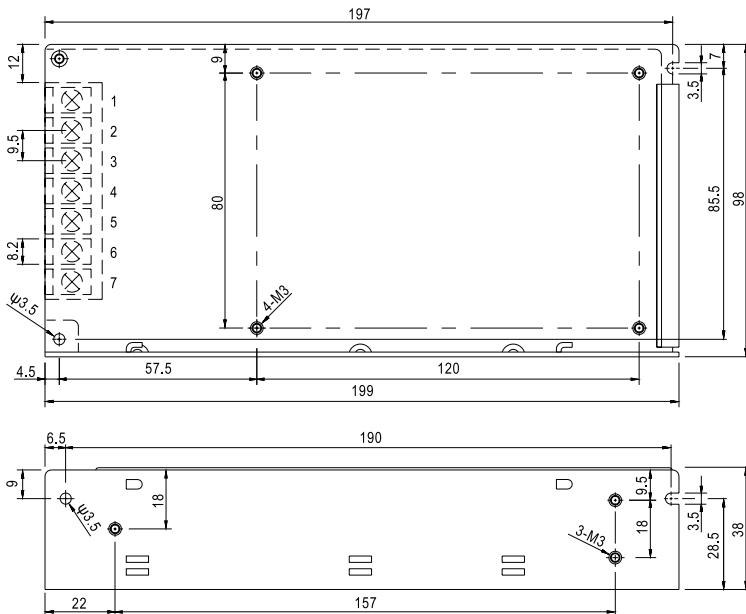
Consigue una alta eficiencia sin ventilador, hasta un 86%, gracias a un diseño optimizado y es capaz de funcionar desde -25°C ~ +70°C.

Constant current power supply for industrial use only. Operates from 88 ~ 264VAC.

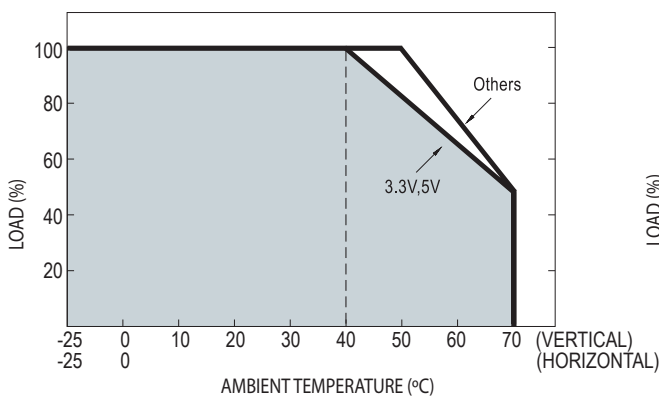
It achieves high efficiency without fan, up to 86% thanks to an optimized design and is capable of operating from -25°C ~ +70°C.



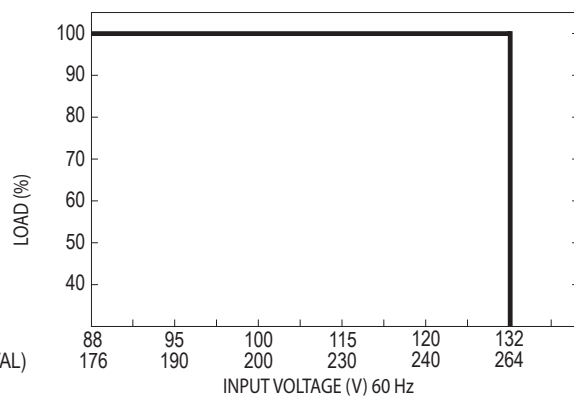
• **Medidas / Dimensions**



• **Curva de reducción / Derating curve**



• **Disminución salida vs entrada voltaje**
Output derating vs Input voltage



• Características / Characteristics

MODEL	FI150-12	FI150-24		
OUTPUT	DC VOLTAGE	12V	24V	
	RATED CURRENT	12.5A	6.5A	
	CURRENT RANGE	0 ~ 12.5A	0 ~ 6.5A	
	RATED POWER	150W	156W	
	RIPPLE & NOISE (max.) (2)	120mVp-p		
	VOLTAGE ADJ. TOLERANCE	11.4 ~ 13.2A	22.8 ~ 26.4A	
	VOLTAGE TOLERANCE (3)	±1.0%		
	LINE REGULATION (4)	±0.5%		
	LOAD REGULATION (5)	±0.5%		
	SETUP, RISE TIME	800ms, 20ms / 230VAC	1200ms, 30ms / 115VAC at full load	
HOLD UP TIME (Typ.)	28ms / 230VAC	20ms / 115VAC at full load		
INPUT	VOLTAGE RANGE	88 ~ 132VAC / 176 ~ 264VAC selected by switch	248 ~ 373VDC	
	FREQUENCY RANGE	47 ~ 63Hz		
	EFFICIENCY (Typ.)	83%	86%	
	AC CURRENT (Typ.)	3A / 115 VAC	2A / 230VAC	
	INRUSH CURRENT (Typ.)	COLD START 40A / 230VAC		
	LEAKAGE CURRENT	< 2mA / 240 VAC		
PROTECTION	OVERLOAD (8)	110 ~ 150% rated output power		
	OVERVOLTAGE	13.8 ~ 16.2V	27.6 ~ 32.4V	
ENVIRONMENT	WORKING TEMP.	-25 ~ +70°C (Refer to "Derating Curve")		
	WORKING HUMIDITY	20 ~ 90% RH non-condensing		
	STORAGE TEMP., HUMIDITY	-40 ~ +85°C, 10 ~ 95% RH		
	TEMP. COEFFICIENT	±0.03%/°C (0 ~ 50°C)		
	VIBRATION	10 ~ 500Hz, 5G 10min./1cycle, period for 60min. each along X, Y, Z axes		
SAFETY & EMC	SAFETY STANDARDS	UL60950-1, TUV EN60950-1, EAC TP TC 004, approved		
	WITHSTAND VOLTAGE	I/P-O/P:3KVAC	I/P-FG:2KVAC	O/P-FG:0.5KVAC
	ISOLATION RESISTANCE	I/P-O/P I/P-FG, O/P-FG:100M Ohms / 500VDC / 25°C / 70% RH		
	EMC EMISSION	Compliance to EN55032 (CISPR32) Class B, EN61000-3-2 -3, EAC TP TC 020		
	EMC IMMUNITY	Compliance to EN61000-4-2,3,4,5,6,8,11, EN61000-6-2 (EN50082-2), heavy industry level, criteria A, EAC TP TC 020		
OTHERS	MTBF	244Khrs min.	MIL-HDBK-217F (25°C)	
	DIMENSION	199*98*38mm (L*W*H)		
	PACKING	0.7Kg; 20pcs/14Kg/0.8CUFT		

NOTE

- All parameters NOT specially mentioned are measured at 230VAC input, rated load and 25°C of ambient temperature.
- Ripple & noise are measured at 20MHz of bandwidth by using a 12" twisted pair-wire terminated with a 0.1uF & 47uF parallel capacitor.
- Tolerance: includes set up tolerance, line regulation and load regulation.
- Line regulation is measured from low line to high line at rated load.
- Load regulation is measured from 0% to 100% rated load.
- The power supply is considered a component which will be installed into a final equipment. All the EMC tests are been executed by mounting the unit on a 360mm*360mm metal plate with 1mm of thickness. The final equipment must be re-confirmed that it still meets EMC directives. For guidance on how to perform these EMC tests, please refer to "EMI testing of component power supplies."
- Length of set up time is measured at cold first start. Turning ON/OFF the power supply very quickly may lead to increase of the set up time.
- Extra consideration should be taken when selecting output wiring for 3.3V and 5V models. This is to prevent the protection modes for overload and short circuit from becoming constant power.
- The ambient temperature derating of 3.5°C/1000m with fanless models and of 5°C/1000m with fan models for operating altitude higher than 2000m(6500ft).