

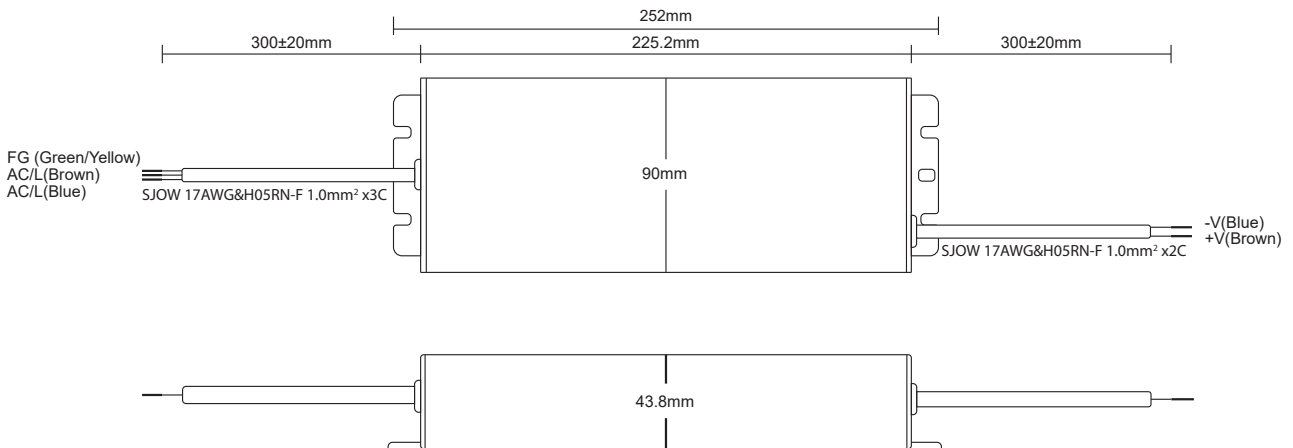


Fuente de alimentación de tensión constante. Funciona desde 90 ~ 305VAC. Consigue una alta eficiencia sin ventilador, hasta un 94% gracias a un diseño optimizado y es capaz de funcionar desde -40°C ~ +70°C.

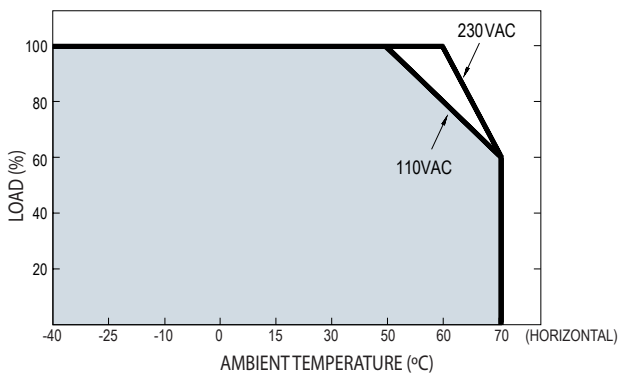
Constant coltage power supply. Operates from 90 ~ 305VAC. It achieves high efficiency without fan, up to 94% to an optimized design and is capable of operating from -40°C ~ +70°C.

- 7**
Warranty
Years
- 12-24 V
DC
- IP67
-

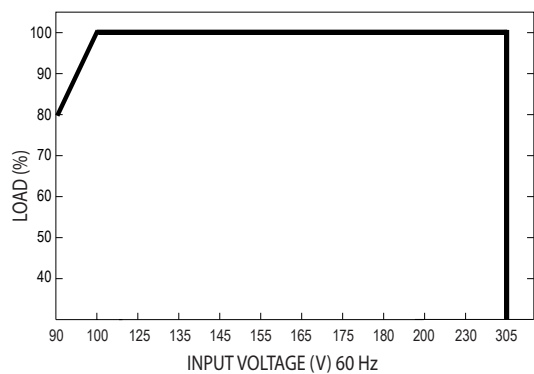
• **Medidas / Dimensions**



• **Carga de salida vs temperatura / Output load vs temperature**



• **Características estáticas / Static characteristics**



• **Características / Characteristics**

MODEL	FW320-12	FW320-24		
OUTPUT	DC VOLTAGE	12V	24V	
	CONSTANT CURRENT (4)	6 ~ 12V	12 ~ 24V	
	RATED CURRENT	22A	13.34A	
	RATED POWER	264W	320.16W	
	RIPPLE & NOISE (max.) (2)	150mVp-p		
	VOLTAGE TOLERANCE (3)	±3.0%	±1.0%	
	LINE REGULATION	±0.5%		
	LOAD REGULATION	±2.0%	±0.5%	
	SETUP, RISE TIME (6)	2500ms, 80ms / 115VAC	500ms, 80ms / 230VAC at full load	
	HOLD UP TIME	15ms / 115VAC, 230VAC		
INPUT	VOLTAGE RANGE (5)	90 ~ 305VAC	127 ~ 431VDC	
	FREQUENCY RANGE	47 ~ 63Hz		
	POWER FACTOR	PF≥0.98/115VAC, PF≥0.95/230VAC @ full load		
	TOTALLY HARMONIC DISTORTION	THD< 20% (@ load≥50% / 115VAC,230VAC; @ load≥75% / 277VAC)		
	EFFICIENCY (230Vac)	91%	94%	
	EFFICIENCY (277Vac)	91.5%	94.5%	
	AC CURRENT	4A / 115VAC	2A / 230VAC	1.2A / 277VAC
	INRUSH CURRENT	COLD START 70A(twidth=1010µs measured at 50% Ipeak) at 230VAC; Per NEMA 410		
	MAX. No. of PSUs on 16A CIRCUIT BREAKER	1 unit (circuit breaker of type B) / 2 units (circuit breaker of type C) at 230VAC		
	LEAKAGE CURRENT	<0.75mA / 277VCA		
PROTECTION	OVER CURRENT (4)	95 ~ 108%		
	SHORT CIRCUIT	Constant current limiting, recovers automatically after fault condition is removed		
	OVER VOLTAGE	14 ~ 17V	27 ~ 33V	
	OVER TEMPERATURE	Shut down o/p voltage, recovers automatically after temperature goes down		
	WORKING TEMP.	Tcase= -40 ~ +90°C		
ENVIRONMENT	MAX. CASE TEMP.	Tcase= +90°C		
	WORKING HUMIDITY	20 ~ 95% RH non-condensing		
	STORAGE TEMP, HUMIDITY	-40 ~ +80°C, 10 ~ 95% RH		
	TEMP. COEFFICIENT	±0.03%/°C (0 ~ 50°C)		
	VIBRATION	10 ~ 500Hz, 5G 12min./1cycle, period for 72min. each along X, Y, Z axes		
SAFETY & EMC	SAFETY STANDARDS	UL8750(type"HL"), CSA C22.2 No. 250.0-08; EN/AS/NZS 61347-1, EN/AS/NZS 61347-2-13, EN62384 independent; GB19510.1,GB19510.14; IP65 or IP67; J61347-1, J61347-2-13, EAC TP TC 004;KC61347-1,KC61347-2-13 approved		
	WITHSTAND VOLTAGE	I/P-O/P: 3.75KVAC	I/P-FG: 2KVAC O/P-FG: 1.5KVAC	
	ISOLATION RESISTANCE	I/P-O/P, I/P-FG, O/P-FG: 100M Ohms /500VDC / 25°C / 70% RH		
	EMC EMISSION	Compliance to EN55015, EN55032 (CISPR32) Class B, EN61000-3-2 Class C (@ load ≥ 50%) ; EN61000-3-3, GB17743 and GB17625.1, EAC TP TC 020		
	EMC IMMUNITY	Compliance to EN61000-4-2,3,4,5,6,8,11, EN61547, EN55024, light industry level (surge immunity Line-Earth 4KV, Line-Line 2KV) EAC TP TC 020		

MODEL		FW320-12	FW320-24
	MTBF	157.1K hrs min. MIL-HDBK-217F (25°C)	
OTHERS	DIMENSION	252*90*43.8mm	
	PACKING	1.88Kg; 8pcs/16Kg/0.92CUFT	

NOTE

1. All parameters NOT specially mentioned are measured at 230VAC input, rated load and 25°C of ambient temperature.
2. Ripple & noise are measured at 20MHz of bandwidth by using a 12" twisted pair-wire terminated with a 0.1uf & 47uf parallel capacitor.
3. Tolerance: includes set up tolerance, line regulation and load regulation.
4. Please refer to "DRIVING METHODS OF LED MODULE"
5. De-rating may be needed under low input voltages. Please refer to "STATIC CHARACTERISTIC" section details.
6. Length of set up time is measured at first cold start. Turning ON/OFF the power supply may lead to increase of the set up time.
7. The driver is considered as a component that will be operated in combination with final equipment. Since EMC performance will be affected by the complete installation the final equipment manufacturers must re-qualify EMC Directive on the complete installation again.
8. To fulfill requirements of the latest ErP regulation for lighting fixtures, this LED driver can only be used behind a switch without permanently connected to the mains.
9. This series meets the typical life expectancy of >62,000 hours of operation when Tcase, particularly (Tc) point (or TMP, per DLC), is about 75°C or less.
10. The ambient temperature derating of 3.5°C/100m with fanless models and of 5°C/1000m with fan models for operating altitude higher than 2000m(6500ft).

