

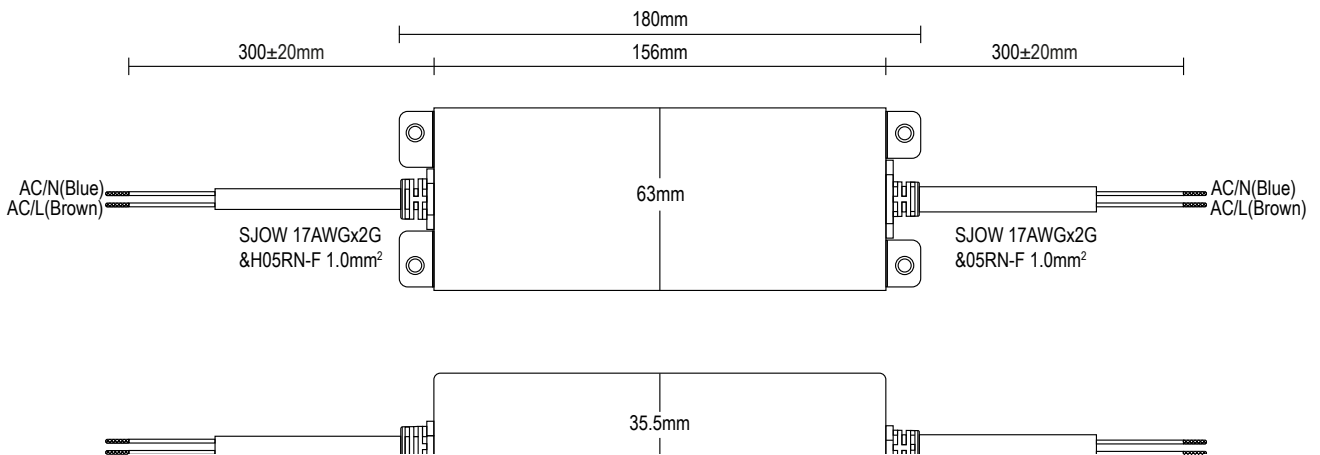


Fuente de alimentación de tensión constante.
Funciona desde 100 ~ 305VAC.
Consigue una alta eficiencia sin ventilador, hasta un 88% gracias a un diseño optimizado y es capaz de funcionar desde -40°C ~ +85°C.

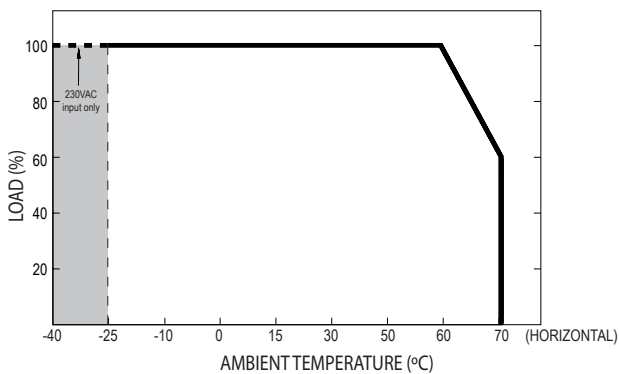
*Constant coltage power supply.
Operates from 100 ~ 305VAC.
It achieves high efficiency without fan, up to 88% to an optimized design and is capable of operating from -40°C ~ +85°C.*

- 5**
Warranty
Years
- 12-24 V
DC
- IP67
-

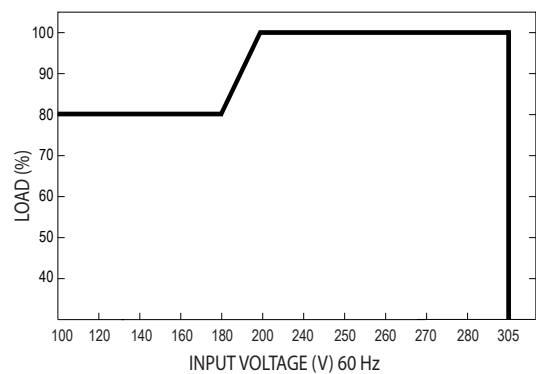
• Medidas / Dimensions



• Carga de salida vs temperatura / Output load vs temperature



• Características estáticas / Static characteristics



• **Características / Characteristics**

MODEL	FW75-12	FW75-24		
OUTPUT	DC VOLTAGE	12V	24V	
	CONSTANT CURRENT (4)	6 ~ 12V	12 ~ 24V	
	RATED CURRENT	5A	3.15A	
	RATED POWER (5)	200VAC ~ 305VAC		
		60W	75.6W	
		100VAC ~ 180VAC		
	RIPPLE & NOISE (max.) (2)	150mVp-p	200mVp-p	
	VOLTAGE TOLERANCE (4)	±3.0%		
	LINE REGULATION	±0.5%		
	LOAD REGULATION	±2.0%	±1%	
SETUP, RISE TIME (6)	500ms, 100ms / 115VAC, 230VAC			
HOLD UP TIME	10ms / 230VAC 10ms / 115VAC(at full load)			
INPUT	VOLTAGE RANGE (5)	100 ~ 305VAC	142 ~ 431VDC	
	FREQUENCY RANGE	47 ~ 63Hz		
	POWER FACTOR	PF≥0.97/115VAC, PF≥0.95/230VAC, PF≥0.92/277VAC @ full load		
	TOTALLY HARMONIC DISTORTION	THD< 20% (@ load≥50% / 115VAC,230VAC; @ load≥75% / 277VAC)		
	EFFICIENCY	85%	88%	
	AC CURRENT	0.7A / 115VAC	0.45A / 230VAC	0.38A / 277VAC
	INRUSH CURRENT	COLD START 50A(twidth=350μ s measured at 50% Ipeak) at 230VAC; Per NEMA 410		
	MAX. No. of PSUs on 16A CIRCUIT BREAKER	5 units (circuit breaker of type B) / 8 units (circuit breaker of type C) at 230VAC		
	LEAKAGE CURRENT	<0.75mA / 277VCA		
	NO LOAD POWER CONSUMPTION	No load power consumption <0.5W		
PROTECTION	OVER CURRENT	95 ~ 108%		
	SHORT CIRCUIT	Constant current limiting, recovers automatically after fault condition is removed		
	OVER VOLTAGE	14 ~ 18V	28 ~ 34V	
	OVER TEMPERATURE	Shut down and latch off o/p voltage, re-power on to recover		
ENVIRONMENT	WORKING TEMP.	Tcase= -40 ~ +85°C		
	MAX. CASE TEMP.	Tcase= +85°C		
	WORKING HUMIDITY	20 ~ 95% RH non-condensing		
	STORAGE TEMP., HUMIDITY	-40 ~ +80°C, 10 ~ 95% RH		
	TEMP. COEFFICIENT	±0.03%/°C (0 ~ 60°C)		
	VIBRATION	10 ~ 500Hz, 5G 12min./1cycle, period for 72min. each along X, Y, Z axes		
SAFETY & EMC	SAFETY STANDARDS	UL8750, CSA C22.2 No. 250.13-12; IEC/EN/AS/NZS 61347-1, IEC/EN/AS/NZS 61347-2-13 independent, EN62384; EAC TP TC 004; IP65 or IP67; GB19510.1, GB19510.14; KC61347-1, KC61347-2-13 approved		
	WITHSTAND VOLTAGE	I/P-O/P: 3.75KVAC I/P-FG: 2KVAC O/P-FG: 1.5KVAC		
	ISOLATION RESISTANCE	I/P-O/P, I/P-FG, O/P-FG: 100M Ohms /500VDC / 25°C / 70% RH		
	EMC EMISSION	Compliance to EN55015, EN61000-3-2 Class C (@load≥50%); EN61000-3-3; GB17743, GB17625.1; EAC TP TC 020; KC KN15, KN61547		
	EMC IMMUNITY	Compliance to EN61000-4-2,3,4,5,6,8,11; EN61547, light industry level (surge immunity Line-Earth 6KV, Line-Line 4KV); EAC TP TC 020; KC KN15,KN61547		

MODEL		FW75-12	FW75-24
	MTBF	1172K hrs min. Telcordia SR-332 (Bellcore)	331Khrs min. MIL-HDBK-217F (25°C)
OTHERS	DIMENSION	180*63*35.5mm (L*W*H)	
	PACKING	0.8Kg; 16pcs/13.4Kg/0.67CUFT	

NOTE

1. All parameters NOT specially mentioned are measured at 230VAC input, rated load and 25°C of ambient temperature.
2. Please refer to "DRIVING METHODS OF LED MODULE".
3. Ripple & noise are measured at 20MHz of bandwidth by using a 12" twisted pair-wire terminated with a 0.1uf & 47uf parallel capacitor.
4. Tolerance: includes set up tolerance, line regulation and load regulation.
5. De-rating may be needed under low input voltages. Please refer to "STATIC CHARACTERISTIC" section details.
6. Length of set up time is measured at first cold start. Turning ON/OFF the power supply may lead to increase of the set up time.
7. The driver is considered as a component that will be operated in combination with final equipment. Since EMC performance will be affected by the complete installation the final equipment manufacturers must re-qualify EMC Directive on the complete installation again.
8. This series meets the typical life expectancy of >62,000 hours of operation when Tcase, particularly (Tc) point (or TMP, per DLC), is about 75°C or less.
10. The ambient temperature derating of 3.5°C/100m with fanless models and of 5°C/1000m with fan models for operating altitude higher than 2000m(6500ft).

