

Underwater IP68

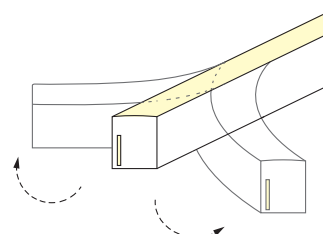
Digital Cougar 16,5W/m RGB Flexión Horizontal - Horizontal Bend

D-CO16,5 H

Sistema de iluminación lineal LED digital para uso interior o exterior. Con recubrimiento de silicona especial de transmisión térmica que cubre todo el circuito impreso y sus componentes. Uniformidad de la luz perfecta. Es capaz de soportar cambios de temperatura y lluvia. Ideal para instalaciones espectaculares y decorativas.

Digital linear LED lighting system for indoor or outdoor use. With special silicone, thermal transfer coating covering the entire printed circuit and components. Uniformity of the perfect light. It is able to withstand changes in temperature and rainfall. Ideal for spectacular and decorative installations.

5 Warranty Years	IP 68	IK08	CRI >80	Custom	16,5 W/m	CHIP IC UCS2903	SPI
84 LED/m	RGB	7 LED/px	12 px/m	83,3mm	3n1	113°	r min 15cm



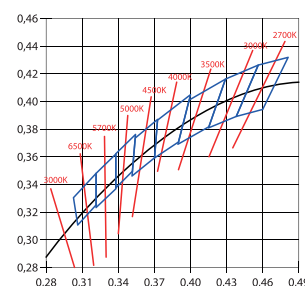
Referencia Reference	Color	Lumen /m
D-CO16,5-RGB-7PHS	● Rojo Red	85
	● Verde Green	225
	● Azul Blue	35

Características técnicas

Technical data

Potencia Power	16,5W/m
Longitud tira de LED LED strip length	A medida Custom
IP	68
Voltaje Voltage	24V
Tipo de LED LED type	5050
LEDs/m	84
LEDs/px	7
Px/m	12
Chip IC	UCS2903
Señal Signal	SPI
Continuidad pixel Pixel continuity	No
Ángulo Beam angle	113°
Longitud mín. corte Min. cutting length	83,3mm
Vida útil Life time	50.000h
Temperatura ambiente Ambient temperature	-40~45°C
Temperatura almacenamiento Storage temperature	-40~60°C
Años de garantía Warranty years	5
Necesita disipador Needs heatsink	No
Necesita programador Needs controller	Sí Yes
Longitud máx. Max. length	20

3 Pasos MacAdam 3 MacAdam steps



Sistema control Control system




Underwater IP68

Digital Cougar 16,5W/m RGB Flexión Horizontal - Horizontal Bend

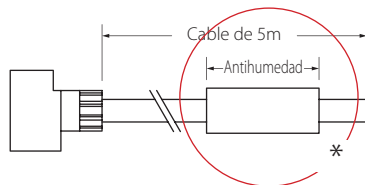
Medidas LED

LED dimensions



Conectores

Connectors



IP68

Conector IP68 para cable sumergible hasta 2m

* *No cortar para conservar garantía del producto.*
No cutting to preserve product warranty.

IP68

Doble sellado de silicona. Sumergido hasta 2m
Silicone double sealed. Submerged until 2m

111217331S



111217332S




111217333S



111217334S



111217330S

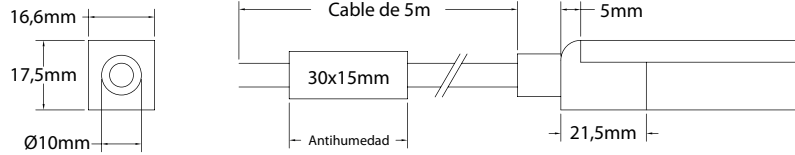


Underwater IP68

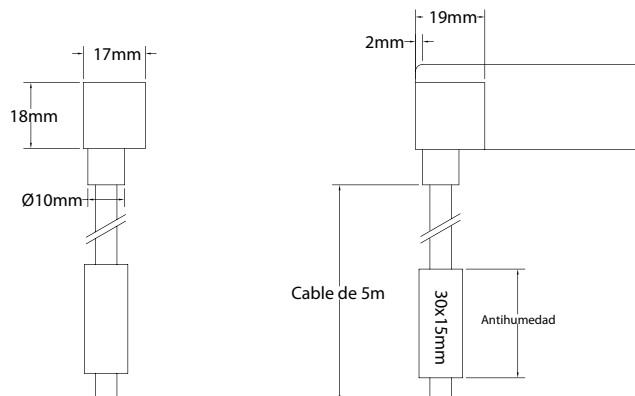
Digital Cougar 16,5W/m RGB Flexión Horizontal - Horizontal Bend

Medidas conectores Connectors dimensions

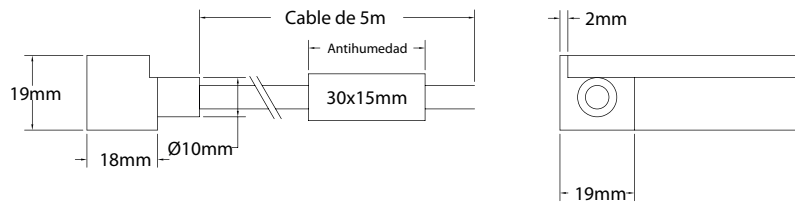
111217331S



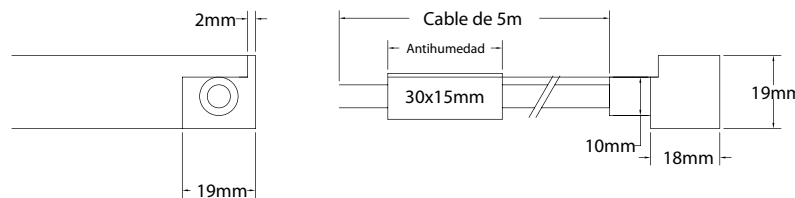
111217332S




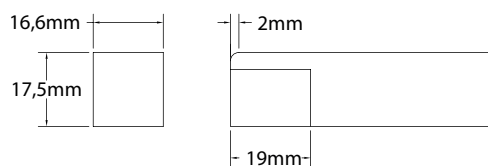
111217333S



111217334S



111217330S

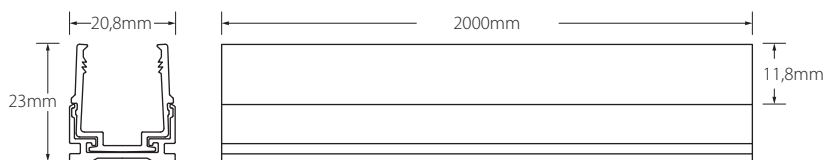


Underwater IP68

Digital Cougar 16,5W/m RGB Flexión Horizontal - Horizontal Bend

Accesorios
Accessories


1240302108



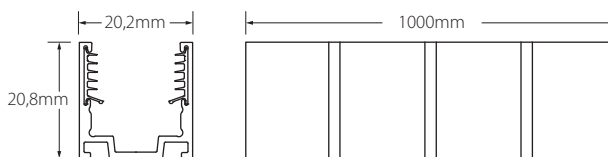
1240302007



1240303007



1240305007



12503070




234001070



235001070



1215202108	35mm de corte del perfil 1240302108 35mm profile cut 1240302108
1215202007	20mm de corte del perfil 1240302007 20mm profile cut 1240302007
12503070	Grapa sujeción metálica Metal clamping piece
234001070	Clip sujeción metálico basculante Metal swing clamp
235001070	Soporte pared aluminio Aluminium wall bracket

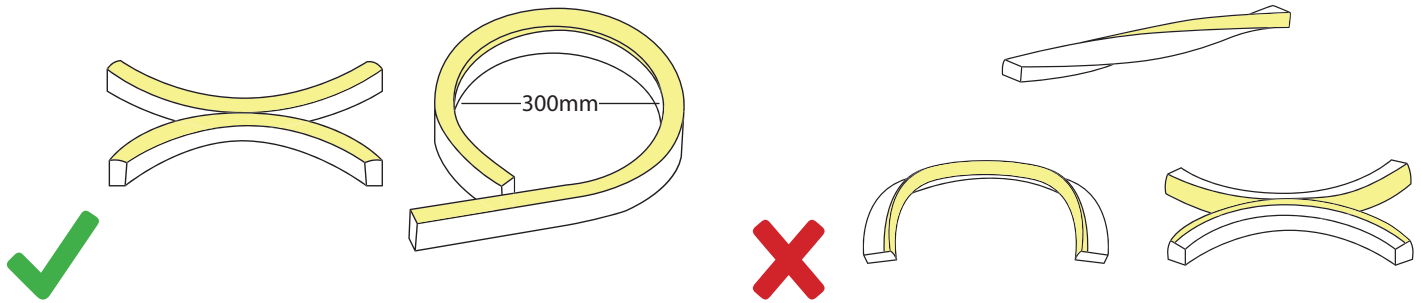


Underwater IP68

Digital Cougar 16,5W/m RGB Flexión Horizontal - Horizontal Bend

Detalle de montaje Assembly detail

Doble la tira de LED según las indicaciones y corte por la marca de corte.
Fold the LED strip as shown and cut for the cut mark.



Vida útil Life time

La vida útil de nuestros LEDs es de 50.000h a una temperatura ambiente de 23°C y provistos de un sistema de disipación de calor.
Se recomiendan ciclos de apagado para alargar la vida de los LEDs.
The life time of our LEDs is 50.000h at an ambient temperature of 23°C and provided with a heat dissipation system.
Off cycles are recommended to extend the life of the LEDs.



Advertencias Warnings

- Antes de instalar el LED, recuerde que para ubicar la pieza antirrotura y pasar la pieza antihumedad por el hueco donde se aloja el cable, hay que dejar un diámetro superior a 15mm.
- Vigile al manipular los cables para evitar daños en las soldaduras.
- Comprobar el funcionamiento de la tira de LED antes de colocarla.
- Los picos de tensión pueden causar daños.
- Before installing the LED strip, must be located the anti-breakage piece and pass the anti-wicking ferrule through the hole where the cable is located, the diameter must be up to 12mm.
- Caution when handling cables to avoid damage to the welds.
- Check the operation of the LED strip before placing it.
- The voltage surges can cause damage.

